

Shareholding Pattern under Regulation 31 of SEBI (Listing Obligations and Disclosure Requirements) Regulations, 2015

1	Name of Listed Entity: Hemang Resources Limited
2	Scrip Code/Name of Scrip/Class of Security: 531178
3	Share Holding Pattern Filed under: Reg. 31(1)(a)/Reg. 31(1)(b)/Reg.31(1)(c)
a.	If under 31(1)(b) then indicate the report for Quarter ending
b.	If under 31(1)(c) then indicate date of allotment/extinguishment
4	Declaration: The Listed entity is required to submit the following declaration to the extent of submission of information:-


Particulars	Yes*	No*
1 Whether the Listed Entity has issued any partly paid up shares?		No
2 Whether the Listed Entity has issued any Convertible Securities or Warrants?		No
3 Whether the Listed Entity has any shares against which depository receipts are issued?		No
4 Whether the Listed Entity has any shares in locked-in?		No
5 Whether any shares held by promoters are pledge or otherwise encumbered?		No

* If the Listed Entity selects the option 'No' for the questions above, the columns for the partly paid up shares, Outstanding Convertible Securities/Warrants, depository receipts, locked-in shares, No of shares pledged or otherwise encumbered by promoters, as applicable, shall not be displayed at the time of dissemination on the Stock Exchange website. Also wherever there is 'No' declared by Listed Entity in above table the values will be considered as 'Zero' by default on submission of the format of holding of specified securities.

GENERATED ON :02/01/2016

NSDL : 31/12/2015

CDSL :31/12/2015



Hemang Resources Limited


Table I - Summary Statement holding of specified securities

Category	Category of shareholder	Number of shareholder shares held	No. of fully paid up equity shares held	No. of Partly paid-up equity shares held	No. of shares underlying Depository Receipts	Total nos. shares held (iv)+(v)+(vi)	Shareholding as a % of total (vii) = [(iv)+(v)+(vi) / (A+B+C)]	Number of Voting Rights held in each class of securities			No. of Shares Underlying Outstanding convertible securities (including securities convertible into full convertible securities)	Shareholding % assuming conversion of convertible securities (viii) = [(vii)+(ix) / (vii)+(ix) As a % of (vii)+(ix)]	Number of Locked in shares		Number of Shares pledged or otherwise encumbered		Number of equity shares held in dematerialised form
								Class eg: X	Class eg: Y	Total			As a % of total Shares held (b)	No. (a)	As a % of total Shares held (b)	No. (a)	
(i)	(ii)	(iii)	(iv)	(v)	(vi)	(vii) = (iv)+(v)+(vi)	(viii) As a % of (A+B+C)	(ix)			(x)	(xi) = [(vii)+(x) / (vii)+(x) As a % of (vii)+(x)]	(xii)		(xiii)		(xiv)
(A)	Promoter & Promoter Group	14	8402576	0	0	8402576	63.6559	0	0	0	0	63.6559	0	0	0	0	8402286
(B)	Public	1223	4797424	0	0	4797424	36.3441	0	0	0	0	36.3441	0	0	1292	0	4077124
(C)	Non Promoter - Non Public	0	0	0	0	0	0.0000	0	0	0	0	0.0000	0	0	0	0	0
(C1)	Shares Underlying DRs	0	0	0	0	0	0.0000	0	0	0	0	0.0000	0	0	0	0	0
(C2)	Shares Held By Employee Trust	0	0	0	0	0	0.0000	0	0	0	0	0.0000	0	0	0	0	0
	Total	1237	13200000	0	0	13200000	100.0000	0	0	0	0	100.0000	0	0	1292	0	12479410

GENERATED ON :02/01/2016

NSDL : 31/12/2015

CDSL : 31/12/2015



Hemang Resources Limited

Table II (i)(a): Statement showing shareholding pattern of the Promoter and Promoter Group

Category	Category & Name of shareholders	PAN	Nos. of shares	No. of fully paid up equity shares held	No. of Partly paid-up equity shares held	No. of shares underlying Depository Receipts	Total nos. shares held (iv)+(v)+(vi)	Shareholding as a % of total no. of shares (viii) As a % of (A+B+C2)	Number of Voting Rights held in each class			No. of Shares Underlying Outstanding convertible securities (including securities convertible into full convertible securities)	Shareholding as a % of assuming conversion of convertible securities (xii) = (vii)+(ix) As a % of	Number of Locked in		Number of Shares pledged or otherwise encumbered	Number of equity shares held in dematerialised form
									No. of Voting Rights	Class eg:- Y	Total			No. (a)	As a % of total Shares held (b)		
1	Indian Individuals / Hindu Undivided Family		12	6830680	0	0	6830680	51.7476	0	0	0	0.0000	0	0.0000	0	0.0000	6830390
	Sunder Singh Bhatia	ABPH5246R	1	1858840	0	0	1858840	14.0821	0	0	0	0.0000	0	0.0000	0	0.0000	1858840
	Indrajit Kaur Bhatia	AGJP0029P	1	659600	0	0	659600	4.9970	0	0	0	0.0000	0	0.0000	0	0.0000	659600
	Gurinder Singh Bhatir	ABPH8245N	1	659320	0	0	659320	4.9948	0	0	0	0.0000	0	0.0000	0	0.0000	659320
	Gurinder Kaur Bhatia	AGJP0037B	1	659240	0	0	659240	4.9942	0	0	0	0.0000	0	0.0000	0	0.0000	659240
	Manjeet Singh Bhatia	AGJP0027G	1	659240	0	0	659240	4.9942	0	0	0	0.0000	0	0.0000	0	0.0000	659240
	Veena Bhatia	AEPF7309B	1	658840	0	0	658840	4.9912	0	0	0	0.0000	0	0.0000	0	0.0000	658840
	Gurinder Singh Kripal Singh Bhatia	AACH6627YK	1	657900	0	0	657900	4.9841	0	0	0	0.0000	0	0.0000	0	0.0000	657900
	Sunder Singh Kripal Singh Bhatia (HUF)	AAHM7661E	1	650400	0	0	650400	4.9273	0	0	0	0.0000	0	0.0000	0	0.0000	650400
	M. S. Bhatia	AAHM0289E	1	366170	0	0	366170	2.7740	0	0	0	0.0000	0	0.0000	0	0.0000	366170
	Kripal Singh Bhatia	ABPH8524P	1	840	0	0	840	0.0064	0	0	0	0.0000	0	0.0000	0	0.0000	840
	M S Bhatia HUF		190	100	0	0	100	0.0014	0	0	0	0.0000	0	0.0000	0	0.0000	0
	G S Bhatia HUF		100	0	0	0	100	0.0008	0	0	0	0.0000	0	0.0000	0	0.0000	0
	Central Government / State Government(s)		0	0	0	0	0	0.0000	0	0	0	0.0000	0	0.0000	0	0.0000	0
	Financial Institutions / Banks		0	0	0	0	0	0.0000	0	0	0	0.0000	0	0.0000	0	0.0000	0
	Any Other (Specify)		2	1571896	0	0	1571896	11.9083	0	0	0	0.0000	0	0.0000	0	0.0000	1571896
	Bodies Corporate		2	1571896	0	0	1571896	11.9083	0	0	0	0.0000	0	0.0000	0	0.0000	1571896
	Ishita Overseas Pvt. Ltd.	AABC0353A	1	1051896	0	0	1051896	7.9689	0	0	0	0.0000	0	0.0000	0	0.0000	1051896
	Bhatia International	AACB4437H	1	520000	0	0	520000	3.9394	0	0	0	0.0000	0	0.0000	0	0.0000	520000
	Sub Total (A1)		14	8402576	0	0	8402576	63.6559	0	0	0	0.0000	0	0.0000	0	0.0000	8402286
	Foreign																
	Individuals (Non-Resident Individuals / Foreign Individuals)		0	0	0	0	0	0.0000	0	0	0	0.0000	0	0.0000	0	0.0000	0
	Government Institutions		0	0	0	0	0	0.0000	0	0	0	0.0000	0	0.0000	0	0.0000	0
	Foreign Portfolio Investor		0	0	0	0	0	0.0000	0	0	0	0.0000	0	0.0000	0	0.0000	0
	Any Other (Specify)		0	0	0	0	0	0.0000	0	0	0	0.0000	0	0.0000	0	0.0000	0
	Sub Total (A2)		0	0	0	0	0	0.0000	0	0	0	0.0000	0	0.0000	0	0.0000	0
	Total Shareholding Of Promoter and Promoter Group (A)= A1+A2		14	8402576	0	0	8402576	63.6559	0	0	0	0.0000	0	0.0000	0	0.0000	8402286

Details of Shares which remain unclaimed may be given hear along with details such as number of shareholders, outstanding shares held in demat/unclaimed suspense account, voting rights which are frozen etc.

Note:


(1) PAN would not be displayed on website of Stock Exchange(s)

(2) The term 'Encumbrance' has the same meaning as assigned under regulation 28(3) of SEBI (Substantial Acquisition of Shares and Takeovers) Regulations, 2011.

GENERATED ON :02/01/2016

NSDL : 31/12/2015

CDSL : 31/12/2015



Hemang Resources Limited

Table III - Statement showing shareholding pattern of the Public shareholder


Category	Category & Name of shareholders	PAN	Nos. of shareholders	No. of fully paid up equity shares held	No. of Partly paid-up equity shares held	No. of shares underlying Depository Receipts	Total nos. shares held (V)+(VI)+(VII)	Shareholding as a % of total (VIII) As a % of (I)+(V)+(VI)+(VII) [(A+B+C2)]	Number of Voting Rights held in each class			No. of Shares Underlying Outstanding convertible securities (including securities convertible into equity shares)	Shareholding as a % of full convertible securities (X)/(I)+(V)+(VI)+(VII) [(A+B+C3)]	Number of Locked in shares (a)	As a % of total Shares held (b)	Number of Shares pledged or otherwise encumbered (c)	As a % of total Shares held (d)	Number of equity shares held in dematerialised form	
									No. of Voting Rights	Class eg: Y Total	Total as a % of (A+B+C)								
1	Institutions																		
(a)	Mutual Fund		0	0	0	0	0	0.0000	0	0	0	0.0000	0	0.0000	0	0.0000	0	0.0000	0
(b)	Venture Capital Funds		0	0	0	0	0	0.0000	0	0	0	0.0000	0	0.0000	0	0.0000	0	0.0000	0
(c)	Alternate Investment Funds		0	0	0	0	0	0.0000	0	0	0	0.0000	0	0.0000	0	0.0000	0	0.0000	0
(d)	Foreign Venture Capital Investors		0	0	0	0	0	0.0000	0	0	0	0.0000	0	0.0000	0	0.0000	0	0.0000	0
(e)	Foreign Portfolio Investor		0	0	0	0	0	0.0000	0	0	0	0.0000	0	0.0000	0	0.0000	0	0.0000	0
(f)	Financial Institutions/ Banks		0	0	0	0	0	0.0000	0	0	0	0.0000	0	0.0000	0	0.0000	0	0.0000	0
(g)	Insurance Companies		0	0	0	0	0	0.0000	0	0	0	0.0000	0	0.0000	0	0.0000	0	0.0000	0
(h)	Provident Funds/ Pension Funds		0	0	0	0	0	0.0000	0	0	0	0.0000	0	0.0000	0	0.0000	0	0.0000	0
(i)	Any Other (Specify)		0	0	0	0	0	0.0000	0	0	0	0.0000	0	0.0000	0	0.0000	0	0.0000	0
	Sub Total (B)(1)		0	0	0	0	0	0.0000	0	0	0	0.0000	0	0.0000	0	0.0000	0	0.0000	0
	Central Government/ State Government(s)/ President of India																		
	Sub Total (B)(2)		0	0	0	0	0	0.0000	0	0	0	0.0000	0	0.0000	0	0.0000	0	0.0000	0
(a)	3 Non-Institutions																		
	Individuals		1086	1512058	0	0	1512058	11.4550	0	0	0	0.0000	11.4550	0	0.0000	1292	0.0854	894856	2458823
	i. Individual shareholders holding nominal share capital up to Rs. 2 lakhs.		17	2418823	0	0	2418823	18.3244	0	0	0	0.0000	18.3244	0	0.0000	0	0.0000	0	0.0000
	ii. Individual shareholders holding nominal share capital in excess of Rs. 2 lakhs.		1	200000	0	0	200000	1.5152	0	0	0	0.0000	1.5152	0	0.0000	0	0.0000	0	0.0000
	1. S. Bhatia	AACHY7156C	200000	200000	0	0	200000	1.5152	0	0	0	0.0000	1.5152	0	0.0000	0	0.0000	0	0.0000
	2. Jyoti Singh Bhatia	AGPFB031E	542000	542000	0	0	542000	4.1061	0	0	0	0.0000	4.1061	0	0.0000	0	0.0000	0	0.0000
	3. Kulwant Singh Bhatia	AKFB7313K	622900	622900	0	0	622900	4.7189	0	0	0	0.0000	4.7189	0	0.0000	0	0.0000	0	0.0000
	4. Narendra Kumar Bhatia	ABCB0231S	600100	600100	0	0	600100	4.5462	0	0	0	0.0000	4.5462	0	0.0000	0	0.0000	0	0.0000
(b)	NBFCs registered with RBI		0	0	0	0	0	0.0000	0	0	0	0.0000	0	0.0000	0	0.0000	0	0.0000	0
(c)	Employee Trusts		0	0	0	0	0	0.0000	0	0	0	0.0000	0	0.0000	0	0.0000	0	0.0000	0
(d)	Overseas Depositor/holding DPs (balancing figure)		0	0	0	0	0	0.0000	0	0	0	0.0000	0	0.0000	0	0.0000	0	0.0000	0
(e)	Any Other (Specify)		120	866543	0	0	866543	6.5647	0	0	0	0.0000	6.5647	0	0.0000	0	0.0000	0	0.0000
	Hindu Undivided Family		36	86277	0	0	86277	0.6556	0	0	0	0.0000	0.6556	0	0.0000	0	0.0000	0	0.0000
	Non Resident Indians (Non Repat)		1	51	0	0	51	0.0004	0	0	0	0.0000	0.0004	0	0.0000	0	0.0000	0	0.0000
	Non Resident Indians (Repat)		5	2020	0	0	2020	0.0153	0	0	0	0.0000	0.0153	0	0.0000	0	0.0000	0	0.0000
	Cleaning Member		12	23221	0	0	23221	0.1799	0	0	0	0.0000	0.1799	0	0.0000	0	0.0000	0	0.0000
	Bodies Corporate		66	754974	0	0	754974	5.7195	0	0	0	0.0000	5.7195	0	0.0000	0	0.0000	0	0.0000
	Shareholders & Finance Ltd.	AACC54148Q	1	140000	0	0	140000	1.0606	0	0	0	0.0000	1.0606	0	0.0000	0	0.0000	0	0.0000
	Singhal Leasing & Construction Pvt Ltd	AACC54149R	1	136000	0	0	136000	1.0303	0	0	0	0.0000	1.0303	0	0.0000	0	0.0000	0	0.0000
	Sub Total (B)(3)		1223	4797424	0	0	4797424	36.5441	0	0	0	0.0000	36.5441	0	0.0000	1292	0.0286	136000	4077124
	Total Public Shareholding (B)= (B)(1)+(B)(2)+(B)(3)		1223	4797424	0	0	4797424	36.5441	0	0	0	0.0000	36.5441	0	0.0000	1292	0.0286	136000	4077124

Details of the shareholders acting as persons in Concern including their Shareholding (No. and %):
 Details of Shares which remain unclaimed may be given hear along with details such as number of shareholders, outstanding shares held in demat/unclaimed suspense account, voting rights which are frozen etc.

Note:

(1) PAN would not be displayed on website of Stock Exchange(s).
 (2) The above format needs to be disclosed along with the name of following persons/institutions/non institutions holding more than 1% of total number of shares.
 (3) Where the information pertaining to Depository Receipts, the same may be disclosed in the respective columns to the extent information available and the balance to be disclosed as held by custodian.


GENERATED ON: 02/01/2016 NSDL: 31/12/2015 CDSL: 31/12/2015



Hemang Resources Limited

Table IV - Statement showing shareholding pattern of the Non Promoter- Non Public shareholder

Category	Category & Name of shareholders	PAN	Nos. of sharehold ers	No. of fully paid up equity shares held	No. of equity shares held	No. of underlying Depository Receipts	Total nos. shares helds	Sharehold ing as a % of total no. of shares (calculate d as per SCRR, 1957)	Number of Voting Rights held in each class			No. of Shares Underlyin g	Sharehold ing, as a % assuming full conversion of convertible securities (including securities)	Number of Locked in		Number of Shares pledged or otherwise encumbered	Number of equity shares held in dematerialise d form	
									Class eg: X	Class eg: Y	Total			No. (a)	As a % of total Shares held(b)			No. (a)
	(i)	(ii)	(iii)	(iv)	(v)	(vi)	(vii) = (iv)+(v)+(vi)	(viii) As a % of total [(A+B+C2)]	(ix)			(x)	(xi) = (vii)+(x)	(xii)	(xiii)	(xiv)		
1	Custodian/DR Holder		0	0	0	0	0	0.0000	0	0	0	0	0.0000	0	0.0000	0	0.0000	0
	Employee Benefit Trust (under SEBI (Share based Employee Benefit) Regulations, 2014)		0	0	0	0	0	0.0000	0	0	0	0	0.0000	0	0.0000	0	0.0000	0
	Total Non-Promoter- Non Public Shareholding [C] = [C1]+[C2]		0	0	0	0	0	0.0000	0	0	0	0	0.0000	0	0.0000	0	0.0000	0



Note:
 (1) PAN would not be displayed on website of Stock Exchange(s).
 (2) The above format needs to disclose name of all holders holding more than 1% of total number of shares
 (3) W.r.t. the information pertaining to Depository Receipts, the same may be disclosed in the respective columns to the extent information available