




(1) (a) Statement showing Shareholding Pattern


Name of the Company: BHATIA INDUSTRIES & INFRASTRUCTURE LTD		BSE- ; NSE- ; Equity	
Scrip Code, Name of the scrip, class of security:			
Quarter ended: 30.06.2012			
Partly paid-up shares:-	No. of partly paid-up shares	As a % of total no. of partly paid-up shares	As a % of total no. of shares of the company
Held by Promoter / Promoter Group	0	0.0000	0.0000
Held by public	0	0.0000	0.0000
Total	0	0.0000	0.0000
Outstanding convertible securities:-	No. of outstanding securities	As a % of total No. of outstanding convertible securities	As a % of total no. of shares of the company, assuming full conversion of the convertible securities
Held by Promoter / Promoter Group	0	0.0000	0.0000
Held by public	0	0.0000	0.0000
Total	0	0.0000	0.0000
Warrants:-	No. of warrants	As a % of total no. of warrants	As a % of total no. of shares of the company, assuming full conversion of warrants
Held by Promoter / Promoter Group	0	0.0000	0.0000
Held by public	0	0.0000	0.0000
Total	0	0.0000	0.0000
Total paid-up capital of the company assuming full conversion of warrants and convertible securities			13200000



Category Code	Category of shareholder	Number of shareholders	Total number of shares	Number of shares held in dematerialised form	percentage of total number of shares		Shares pledged or otherwise encumbered	
					As a percentage of (A+B) (VI)	As a percentage of (A+B+C) (VII)	Number of shares (VIII)	As a percentage (IX) = (VIII)/(IV)*100
(I)	(II)	(III)	(IV)	(V)	(VI)	(VII)	(VIII)	(IX)
(A)	Promoter and Promoter Group							
1	Indian							
(a)	Individuals/Hindu Undivided Family	12	6830680	6830390	51.7476	51.7476	0	0.0000
(b)	Central Government/State Government(s)	0	0	0	0.0000	0.0000	0	0.0000
(c)	Bodies Corporate	2	1571896	1571896	11.9083	11.9083	0	0.0000
(d)	Financial Institutions / Banks	0	0	0	0.0000	0.0000	0	0.0000
(e)	Any Other (specify)	0	0	0	0.0000	0.0000	0	0.0000
	Sub Total (A)(1)	14	8402576	8402286	63.6559	63.6559	0	0.0000
2	Foreign							
(a)	Individuals (Non-Resident Individuals/Foreign Individuals)	0	0	0	0.0000	0.0000	0	0.0000
(b)	Bodies Corporate	0	0	0	0.0000	0.0000	0	0.0000
(c)	Institutions	0	0	0	0.0000	0.0000	0	0.0000
(d)	Qualified Foreign Investors	0	0	0	0.0000	0.0000	0	0.0000
(e)	Any Other (specify)	0	0	0	0.0000	0.0000	0	0.0000
	Sub Total (A)(2)	0	0	0	0.0000	0.0000	0	0.0000
	Total Shareholding of Promoter and Promoter Group (A)=(A)(1)+(A)(2)	14	8402576	8402286	63.6559	63.6559	0	0.0000
(B)	Public shareholding							
1	Institutions							
(a)	Mutual Funds/UTI	0	0	0	0.0000	0.0000	-	-
(b)	Financial Institutions / Banks	0	0	0	0.0000	0.0000	-	-
(c)	Central Government/State Government(s)	0	0	0	0.0000	0.0000	-	-
(d)	Venture Capital Funds	0	0	0	0.0000	0.0000	-	-
(e)	Insurance Companies	0	0	0	0.0000	0.0000	-	-
(f)	Foreign Institutional Investors	0	0	0	0.0000	0.0000	-	-
(g)	Foreign Venture Capital Investors	0	0	0	0.0000	0.0000	-	-
(h)	Qualified Foreign Investors	0	0	0	0.0000	0.0000	-	-
(i)	Any Other (specify)	0	0	0	0.0000	0.0000	-	-
	Sub Total (B) (1)	0	0	0	0.0000	0.0000	-	-
2	Non-institutions							
(a)	Bodies Corporate	55	744952	642252	5.6436	5.6436	-	-
(b) (i)	Individuals - shareholders holding nominal share capital up to Rs 1 Lakh	954	1105757	536457	8.3769	8.3769	-	-
(ii)	Individual shareholders holding nominal share capital in excess of Rs. 1 Lakh	40	2877782	2767782	21.8014	21.8014	-	-





Category code	Category of shareholder	Number of shareholders	Total number of shares	Number of shares held in dematerialised form	percentage of total number of shares		Shares pledged or otherwise encumbered	
					As a percentage of (A+B) (VI)	As a percentage of (A+B+C) (VII)	Number of shares (VIII)	As a percentage (IX) = (VIII)/(IV)*100
(I)	(II)	(III)	(IV)	(V)	(VI)	(VII)	(VIII)	(IX)
(c)	Qualified Foreign Investors	0	0	0	0.0000	0.0000	-	-
(d)	Any Other							
i	Non Resident Indians (Repat)	5	1692	1292	0.0128	0.0128	-	-
ii	Non Resident Indians (Non Repat)	1	77	77	0.0006	0.0006	-	-
iii	Overseas Bodies Corporate	0	0	0	0.0000	0.0000	-	-
iv	Clearing Member	8	52724	52724	0.3994	0.3994	-	-
v	Directors / Relatives	3	14440	12640	0.1094	0.1094	-	-
vi	Trusts	0	0	0	0.0000	0.0000	-	-
	Sub Total (B)(2)	1066	4797424	4013224	36.3441	36.3441	-	-
	Total Public Shareholding Public Group (B)=(B)(1)+(B)(2)	1066	4797424	4013224	36.3441	36.3441	NA	NA
	Total (A)+(B)	1080	13200000	12415510	100.0000	100.0000		
(C)	Shares held by custodians and against which Depository Receipts have been issued							
i	Promoter and Promoter group	0	0	0	0.0000	0.0000	0	0.0000
ii	Public	0	0	0	0	0	0	0
	Sub Total (C)	0	0	0	0	0	0	0
	GRAND TOTAL (A)+(B)+(C)	1080	13200000	12415510	100.0000	100.0000	0.0000	0.0000



(I)(b) Statement showing holding of securities (including shares, warrants, convertible securities) of persons belonging to the category "Promoter and Promoter Group"

Sr. No.	Name of the shareholder	Details of Shares held		Encumbered shares			Details of warrants		Details of convertible securities		Total shares (including underlying shares assuming full conversion of warrants and convertible securities) as a % of diluted share capital
		Number of shares held	As a % of grand total (A)+(B)+(C)	No.	As a percentage	As a % of grand total (A)+(B)+(C) of sub-clause (I)(a)	Number of warrants held	As a % total number of warrants of the same class	Number of convertible securities held	As a % total number of convertible securities of the same class	
(I)	(II)	(III)	(IV)	(V)	(VI)=(V)/(III)*100	(VII)	(VIII)	(IX)	(X)	(XI)	(XII)
1	G S BHATIA HUF	100	0.0008	0	0.00	0.00	0	0	0	0	0
2	M S BHATIA HUF	190	0.0014	0	0.00	0.00	0	0	0	0	0
3	SURENDER SINGH BHATIA	1858840	14.0821	0	0.00	0.00	0	0	0	0	14.08
4	GURVINDER SINGH BHATIR	659320	4.9948	0	0.00	0.00	0	0	0	0	4.99
5	GURVINDER SINGH KRIPAL SINGH BHATIA	657900	4.9841	0	0.00	0.00	0	0	0	0	4.98
6	SURENDER SINGH KRIPAL SINGH BHATIA (HUF)	650400	4.9273	0	0.00	0.00	0	0	0	0	4.93
7	MANJEET SINGH BHATIA	659240	4.9942	0	0.00	0.00	0	0	0	0	4.99
8	INDERJEET KAUR BHATIA	659600	4.9970	0	0.00	0.00	0	0	0	0	5
9	KRIPAL SINGH BHATIA	840	0.0064	0	0.00	0.00	0	0	0	0	0.01
10	ISHHAR OVERSEAS PVT LTD	1051896	7.9689	0	0.00	0.00	0	0	0	0	7.97
11	GURVINDER KAUR BHATIA	659240	4.9942	0	0.00	0.00	0	0	0	0	4.99
12	VEENA BHATIA	658840	4.9912	0	0.00	0.00	0	0	0	0	4.99
13	M S BHATIA	366170	2.7740	0	0.00	0.00	0	0	0	0	2.77
14	BHATIA INTERNATIONAL	520000	3.9394	0	0.00	0.00	0	0	0	0	3.94
	TOTAL	8402576	63.6559	0	0.0000	0.0000	0	0	0	0	63.66




Statement showing holding of securities (including shares, warrants, convertible securities) of persons belonging to the category "Public" and holding more than 1% of the total number of shares



Sr. No.	Name of the shareholder	Number of shares held	Shares as a percentage of total number of shares (i.e., Grand Total (A)+(B)+(C) indicated in Statement at para (I)(a) above}	Details of warrants		Details of convertible securities		Total shares (including underlying shares assuming full conversion of warrants and convertible securities) as a % of diluted share capital
				Number of warrants held	As a % total number of warrants of the same class	Number of convertible securities held	% w.r.t total number of convertible securities of the same class	
1	JASVINDER SINGH BHATIA	542000	4.1061	0	0	0	0	4.11
2	J S BHATIA	200000	1.5152	0	0	0	0	1.52
3	KULWANT SINGH BHATIA	622900	4.7189	0	0	0	0	4.72
4	NARINDER KAUR BHATIA	600100	4.5462	0	0	0	0	4.55
5	SABBY JEET SINGH	143849	1.0898	0	0	0	0	1.09
6	SHREYASH SECURITIES & FINANCE LTD	140000	1.0606	0	0	0	0	1.06
7	SINGHAL LEASING & CONSTRUCTION PVT LTD	136000	1.0303	0	0	0	0	1.03
TOTAL		2384849	18.0670	0	0	0	0	18.07

Statement showing holding of securities (including shares, warrants, convertible securities) of persons (together with PAC) belonging to the category "Public" and holding more than 5% of the total number of shares of the company



Sr. No.	Name(s) of the shareholder(s) and the Persons Acting in Concert (PAC) with them	Number of shares	Shares as a percentage of total number of shares (i.e., Grand Total (A)+(B)+(C) indicated in Statement at para (I)(a) above}	Details of warrants		Details of convertible securities		Total shares (including underlying shares assuming full conversion of warrants and convertible securities) as a % of diluted share capital
				Number of warrants	As a % total number of warrants of the same class	Number of convertible securities held	% w.r.t total number of convertible securities of the same class	
1			0.0000					
TOTAL		0	0.0000					



(D)(d) <u>Statement showing details of locked-in shares</u>			
Sr. No.	Name of the shareholder	Number of Locked in Shares	Locked-in shares as a percentage of total number of shares (i.e., Grand Total (A)+(B)+(C) indicated in Statement at para (D)(a) above)
1	NIL	NIL	NIL
TOTAL		NIL	NIL



(II)(a) Statement showing details of Depository Receipts (DRs)				
Sr. No.	Type of outstanding DR (ADRs, GDRs, SDRs, etc.)	Number of outstanding DRs	Number of shares underlying outstanding DRs	Shares underlying outstanding DRs as a percentage of total number of shares (i.e., Grand Total (A)+(B)+(C) indicated in Statement at para (I)(a) above}
1	NIL	NIL	NIL	NIL
TOTAL		NIL	NIL	NIL



Statement showing holding of Depository Receipts (DRs), where underlying shares held by "Promoter/ Promoter Group" are in excess of 1% of the total number of shares

(II) (b)

Sr. No.	Name of the DR Holder	Type of outstanding DR (ADRs, GDRs, SDRs, etc.)	Number of shares underlying outstanding DRs	Shares underlying outstanding DRs as a percentage of total number of shares {i.e., Grand Total (A)+(B)+(C) indicated in Statement at para (I)(a) above}
1	NIL	NIL	NIL	NIL
	TOTAL	NIL	NIL	NIL

