




(i) (a) Statement showing Shareholding Pattern

Name of the Company : HEMANG RESOURCES LTD		BSE-	NSE-	Equity
Quarter ended : 30-6-2015				
Partly paid-up shares:-				
Held by Promoter / Promoter Group	No. of partly paid-up shares	As a % of total no. of partly paid-up shares	As a % of total no. of shares of the company	
Held by public	0	0.0000	0.0000	
Total	0	0.0000	0.0000	
Outstanding convertible securities:-				
No. of outstanding securities		As a % of total No. of outstanding convertible securities		As a % of total no. of shares of the company, assuming full conversion of the convertible securities
Held by Promoter / Promoter Group	0	0.0000	0.0000	
Held by public	0	0.0000	0.0000	
Total	0	0.0000	0.0000	
Warrants:-				
No. of warrants		As a % of total no. of warrants		As a % of total no. of shares of the company, assuming full conversion of warrants
Held by Promoter / Promoter Group	0	0.0000	0.0000	
Held by public	0	0.0000	0.0000	
Total	0	0.0000	0.0000	
Total paid-up capital of the company assuming full conversion of warrants and convertible securities				
				13200000



Category Code	Category of shareholder	Number of shareholders	Total number of shares	Number of shares held in dematerialised form	percentage of total number of shares		Shares pledged or otherwise encumbered	As a percentage (IX) = (VIII)/(V)*100
					As a percentage of (A+B) (VII)	As a percentage of (A+B+C) (VIII)		
(I)	Promoter and Promoter Group (III)							
1	Indian	(III)	(IV)	(V)				
(a)	Individuals/Hindu Undivided Family	<12	6830680	6830390	51.7476	51.7476	0	0.0000
(b)	Central Government/State Government(s)	0	0	0	0.0000	0.0000	0	0.0000
(c)	Bodies Corporate	2	1571896	1571896	11.9083	11.9083	0	0.0000
(d)	Financial Institutions / Banks	0	0	0	0.0000	0.0000	0	0.0000
(e)	Any Other (specify)	0	0	0	0.0000	0.0000	0	0.0000
	Sub Total (A)(1)	14	8402376	8402286	63.6559	63.6559	0	0.0000
2	Foreign							
(a)	Individuals (Non-Resident Individuals/Foreign Individuals)	0	0	0	0.0000	0.0000	0	0.0000
(b)	Bodies Corporate	0	0	0	0.0000	0.0000	0	0.0000
(c)	Institutions	0	0	0	0.0000	0.0000	0	0.0000
(d)	Qualified Foreign Investors	0	0	0	0.0000	0.0000	0	0.0000
(e)	Any Other (specify)	0	0	0	0.0000	0.0000	0	0.0000
	Sub Total (A)(2)	0	0	0	0.0000	0.0000	0	0.0000
	Total Shareholding of Promoter and Promoter Group (A)=(A)(1)+(A)(2)	14	8402376	8402286	63.6559	63.6559	0	0.0000
(B)	Public shareholding							
1	Institutions							
(a)	Mutual Funds/UTI	0	0	0	0.0000	0.0000	0	0.0000
(b)	Financial Institutions / Banks	0	0	0	0.0000	0.0000	0	0.0000
(c)	Central Government/State Government(s)	0	0	0	0.0000	0.0000	0	0.0000
(d)	Venture Capital Funds	0	0	0	0.0000	0.0000	0	0.0000
(e)	Insurance Companies	0	0	0	0.0000	0.0000	0	0.0000
(f)	Foreign Institutional Investors	0	0	0	0.0000	0.0000	0	0.0000
(g)	Foreign Venture Capital Investors	0	0	0	0.0000	0.0000	0	0.0000
(h)	Qualified Foreign Investors	0	0	0	0.0000	0.0000	0	0.0000
(i)	Any Other (specify)	0	0	0	0.0000	0.0000	0	0.0000
	Sub Total (B) (1)	0	0	0	0.0000	0.0000	0	0.0000
2	Non-institutions							
(a)	Bodies Corporate	59	731722	629022	5.5433	5.5433	-	-
(b) (i)	Individuals - shareholders holding nominal share capital up to Rs. 1 Lakh	1060	1236816	669816	9.3698	9.3698	-	-
(ii)	Individual shareholders holding nominal share capital in excess of Rs. 1 Lakh	40	2802640	2743440	21.2321	21.2321	-	-




Category code	Category of shareholder	Number of shareholders	Total number of shares	Number of shares held in dematerialised form	Percentage of total number of shares		Number of shares pledged or otherwise encumbered	As a percentage (IX) = (VIII)/(IV)*100
					As a percentage of (A+B) (VII)	As a percentage of (A+B+C) (VIII)		
(I)	(II)	(III)	(IV)	(V)	(VI)	(VII)	(VIII)	(IX)
(C)	Qualified Foreign Investors	0	0	0	0.0000	0.0000	-	-
(C)	Any Other	0	0	0	0.0000	0.0000	-	-
(C)	Non Resident Indians (Repatriated)	5	2020	1620	0.0153	0.0153	-	-
(C)	Non Resident Indians (Non Repatriated)	2	151	151	0.0011	0.0011	-	-
(C)	Overseas Bodies Corporate	0	0	0	0.0000	0.0000	-	-
(C)	Clearing Member	11	15235	15235	0.1154	0.1154	-	-
(C)	Directors / Relatives	2	8840	8840	0.0670	0.0670	-	-
(C)	Foreign Nationals	0	0	0	0.0000	0.0000	-	-
(C)	Sub Total (B)2	1179	4797424	4067924	36.3441	36.3441	-	-
(C)	Total Public Shareholding Public Group (B)=(B)1+(B)2	1179	4797424	4067924	36.3441	36.3441	-	-
(C)	Shares held by custodians and against which Depository Receipts have been issued	1193	13200900	12470210	100.0000	100.0000	NA	NA
(C)	Promoter and Promoter group	0	0	0	0.0000	0.0000	0	0.0000
(C)	Public	0	0	0	0.0000	0.0000	0	0.0000
(C)	Sub Total (C)	0	0	0	0.0000	0.0000	0	0.0000
(C)	GRAND TOTAL (A)+(B)+(C)	1193	13200900	12470210	100.0000	100.0000	0.0000	0.0000



(1)(b) Statement showing holding of securities (including shares, warrants, convertible securities) of persons belonging to the category "Promoter and Promoter Group".

Sr. No.	Name of the shareholder	Details of Shares held			Encumbered shares			Details of warrants			Details of convertible securities		Total shares (including underlying shares assuming full conversion of warrants and convertible securities) as a % of diluted share capital
		Number of shares held	As a % of grand total (A)+(B)+(C)	No.	As a percentage (VI)=(V)/(III)*100	As a % of grand total (A)+(B)+(C) of sub-clause (I)(a)	(VII)	(VIII)	As a % total number of warrants of the same class (IX)	Number of convertible securities held (X)	As a % total number of convertible securities of the same class (XI)	(XII)	
1	ISHHAR OVERSEAS PVT LTD (AABC0352A)	1031896	7.9689	0	0.00	0.00		0	0	0	0	7.9689	
2	INDERJEET KAUR BHATIA (AGJPB0029E)	659600	4.9970	0	0.00	0.00		0	0	0	0	4.9970	
3	GURVINDER SINGH BHATIA (ABHPE5245N)	659320	4.9948	0	0.00	0.00		0	0	0	0	4.9948	
4	GURVINDER KAUR BHATIA (AGJPB0037E)	659240	4.9942	0	0.00	0.00		0	0	0	0	4.9942	
5	VEENA BHATIA (AEKPB7309B1)	658840	4.9912	0	0.00	0.00		0	0	0	0	4.9912	
6	GURVINDER SINGH KRIPAL SINGH BHATIA (AACHG6277K)	657900	4.9841	0	0.00	0.00		0	0	0	0	4.9841	
7	KRIPAL SINGH BHATIA (ABHPE5244P)	840	0.0064	0	0.00	0.00		0	0	0	0	0.0064	
8	G S BHATIA HUF	100	0.0008	0	0.00	0.00		0	0	0	0	0.0008	
9	SURENDER SINGH BHATIA	1858840	14.0821	0	0.00	0.00		0	0	0	0	14.0821	
10	MANJEET SINGH BHATIA	659240	4.9942	0	0.00	0.00		0	0	0	0	4.9942	
11	SURENDER SINGH KRIPAL SINGH BHATIA (HUF)	650400	4.9273	0	0.00	0.00		0	0	0	0	4.9273	
12	M S BHATIA	366170	2.7740	0	0.00	0.00		0	0	0	0	2.7740	
13	M S BHATIA HUF	190	0.0014	0	0.00	0.00		0	0	0	0	0.0014	
14	BHATIA INTERNATIONAL	520000	3.9394	0	0.00	0.00		0	0	0	0	3.9394	
	TOTAL	8402576	63.6539	0	0.00	0.00		0	0	0	0	63.6539	



(1)(c)(i) Statement showing holding of securities (including shares, warrants, convertible securities) of persons belonging to the category "Public" and holding more than 1% of the total number of shares


Sr. No.	Name of the shareholder	Number of shares held	Shares as a percentage of total number of shares (i.e., Grand Total (A)+(B)+(C) Indicated in Statement at para (j)(a) above)	Details of warrants		Details of convertible securities		Total shares (including underlying shares assuming full conversion of warrants and convertible securities) as a % of diluted share capital
				Number of warrants held	As a % total number of warrants of the same class	Number of convertible securities held	% w.r.t total number of convertible securities of the same class	
1	KULWANT SINGH BHATIA	622900	4.7189	0	0	0	0	4.7189
2	NARENDER KAUR BHATIA	600100	4.5462	0	0	0	0	4.5462
3	JASVINDAR SINGH BHATIA	542000	4.1061					4.1061
4	SHREYASH SECURITIES & FINANCE LTD.	209200	1.5848					1.5848
5	J. S. BHATIA	200000	1.5152					1.5152
6	SINGHAL LEASING & CONSTRUCTION PVT.LTD	136000	1.0303					1.0303
	TOTAL	2310200	17.5015	0	0	0	0	0.0000
				0	0	0	0	17.5015

(1)(c)(ii) Statement showing holding of securities (including shares, warrants, convertible securities) of persons (together with PAC) belonging to the category "Public" and holding more than 5% of the total number of shares of the company


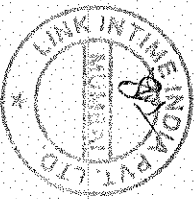
Sr. No.	Name(s) of the shareholder(s) and the Persons Acting in Concert (PAC) with them	Number of shares	Shares as a percentage of total number of shares (i.e., Grand Total (A)+(B)+(C) Indicated in Statement at para (j)(a) above)	Details of warrants		Details of convertible securities		Total shares (including underlying shares assuming full conversion of warrants and convertible securities) as a % of diluted share capital
				Number of warrants	As a % total number of warrants of the same class	Number of convertible securities held	% w.r.t total number of convertible securities of the same class	
	NIL	0	0					
	TOTAL	0	0.0000					



(1)(d) Statement showing details of locked-in shares			
Sr. No.	Name of the shareholder	Number of Locked in Shares	Locked-in shares as a percentage of total number of shares {i.e., Grand Total (A)+(B)+(C) indicated in Statement at para (1)(a) above}
1	NIL	NIL	NIL
TOTAL		NIL	NIL



(II)(a)	Statement showing details of Depository Receipts (DRs)			
Sr. No.	Type of outstanding DR (ADRs, GDRs, SDRs, etc.)	Number of outstanding DRs	Number of shares underlying outstanding DRs	Shares underlying outstanding DRs as a percentage of total number of shares (i.e., Grand Total (A)+(B)+(C) indicated in Statement at para (I)(a) above)
1	NIL	NIL	NIL	NIL
TOTAL		NIL	NIL	NIL



Statement showing holding of Depository Receipts (DRs), where underlying shares held by "Promoter/ Promoter Group" are in excess of 1% of the total number of shares (ii) (b)

Sr. No.	Name of the DR Holder	Type of outstanding DR (ADRs, GDRs, SDRs, etc.)	Number of shares underlying outstanding DRs	Shares underlying outstanding DRs as a percentage of total number of shares {i.e., Grand Total (A)+(B)+(C) indicated in Statement at para (i)(a) above}
1	NIL	NIL	NIL	NIL
	TOTAL	NIL	NIL	NIL

